



艾訊股份有限公司 111年第1季財務報告 業績發表會

發言人
黃士青
2022年5月11日



A circular inset image showing a cityscape at night with a network overlay of glowing nodes and lines. The nodes are connected by thin white lines, and some nodes are highlighted with larger, glowing icons representing various services like an airplane, a globe, a Wi-Fi signal, a speech bubble, and an envelope. The background of the city is dark blue, and the buildings are lit up with warm yellow lights.

公司簡介及產業概況

Axiomtek at a Glance

To be atop of the embedded computer industry, recognized by our partners as a trusted source of reliable products and dependable services.

To offer products that are more advanced, intelligent, efficient, and safer, and help our partner to greatly increase quality of services and move towards a sustainable society and environment.



Established
/Headquarters

1990 5月
/台灣 新北市

Founder &
Chairman

楊裕德

CEO &
President

黃瑞南

Revenue
/Capital

NT\$50.7億
/NT\$9.02億

Facility Space
/Employees

5000坪 (HQ)
/750+

工業電腦產業

上游

- 零件製造商
 - 半導體晶片、連結器、電路板、電源供應器、機箱外殼、儲存裝置

中游

- 工業電腦製造商
 - 單板電腦、嵌入式電腦、周邊輸出入設備




下游

- 應用
 - 系統整合商、經銷商、垂直市場應用(醫療、博弈、運輸、網通.....等)

OUR Advantages

Axiomtek has experienced extraordinary growth over the past 30 years. Fueled by our passionate employees, we have leveraged decades of experience which has resulted in a vast portfolio of high value add solutions that we deliver to our trusted customers. We are committed to making long term investments to secure our place at the top of the industrial PC industry. This commitment has yielded a growing team of engineers including software, hardware, middleware and application engineers, that are second to none!



Long-Term Availability

Product Lifecycle Management and
Supply Chain Management



Domain- Focused Intelligent System

Design-In Service

Innovation and Fast Time-To-Market through
Axiomtek's Professional Design Engineering
Services

Domain-Focused Systems

To Enable Industry Leading Innovations



AIOT AUTOMATION

Machine Vision, HMI, Edge Computing, AMR, Industrial System

TRANSPORTATION

Surveillance & Security, PIDS, Driver Console & Management Gateway

NETWORK

IIoT Gateway, UTM, IPS/IDS, SD-WAN, Next Generation Firewall

RETAIL

Digital Signage, Interactive Kiosk, Self-Service Kiosk, IWB

MEDICAL

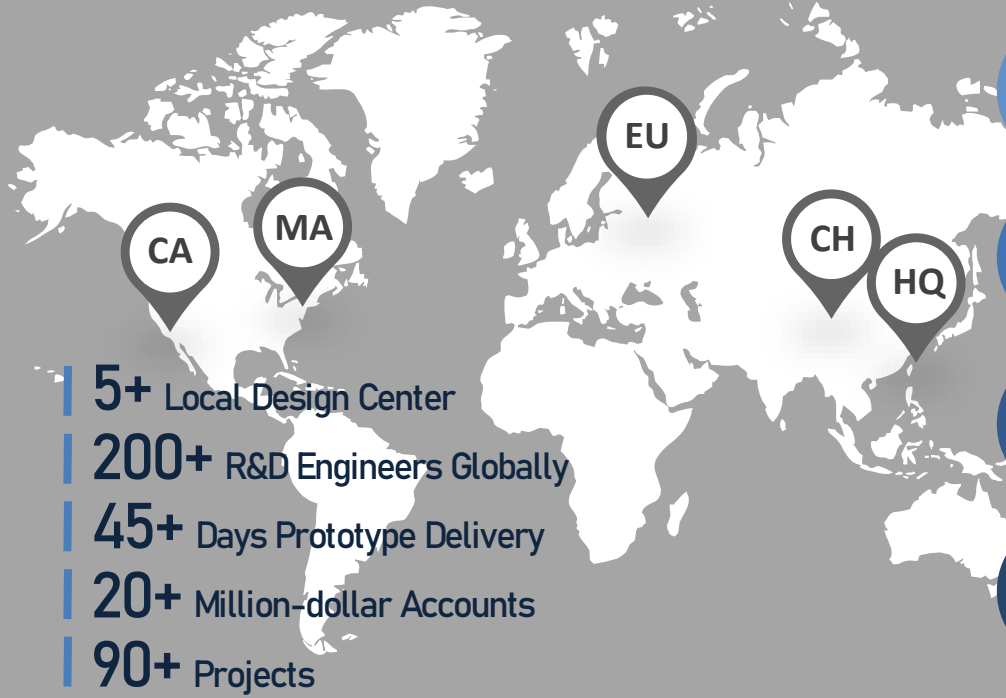
Medical Equipment & Device, Medical Imaging, AI Diagnosis

GAMING

Slot Machine, Electronic Table Game, PTS, Video Mixer



Design Engineering Services



Global Support and Service

In-house manufacturing and system assembly.
Global certifications for worldwide product development.



Diverse Industry Experience

Quick innovation on the customized application and fully-integrated simulation technology.



Project Management Service

World-class project managers take ownership of your projects from concept through mass production.



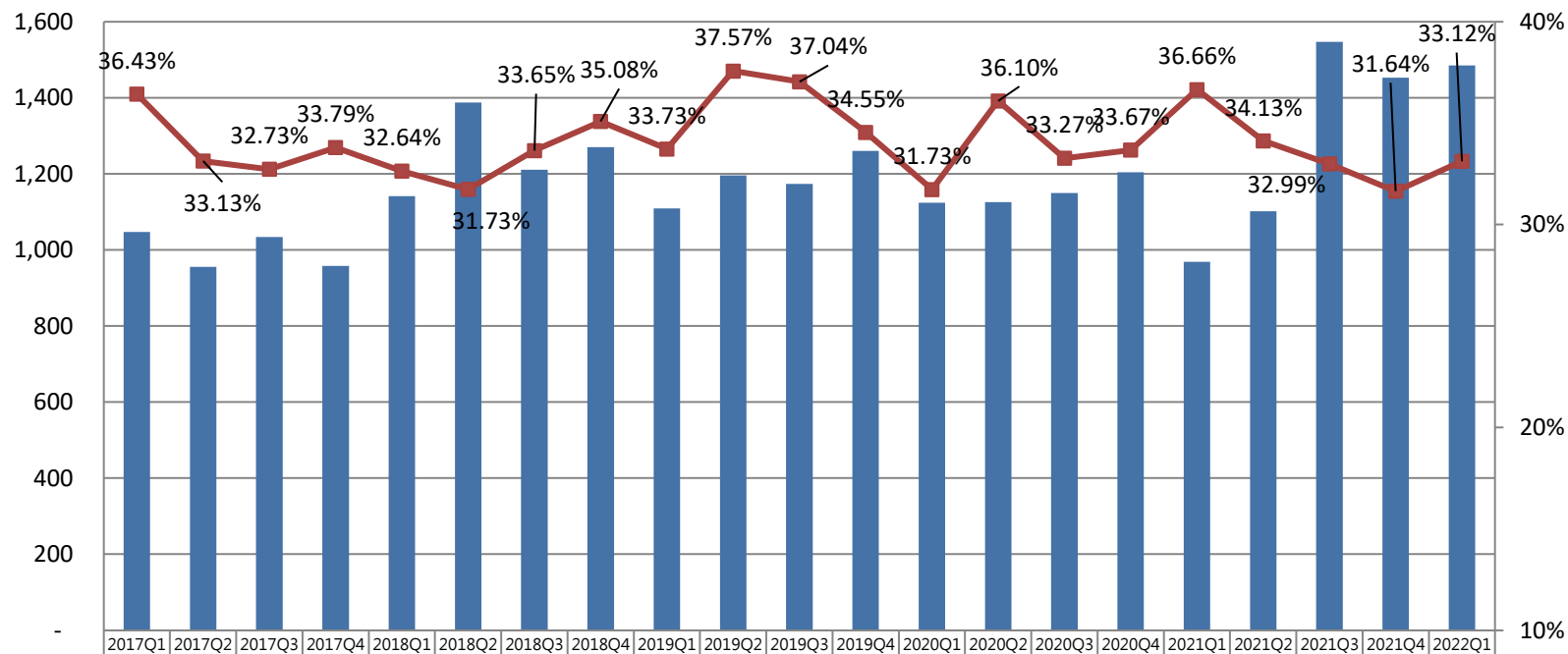
Accelerate Time-to-Market

Utilizes development resources quickly, efficiently, and within budget.



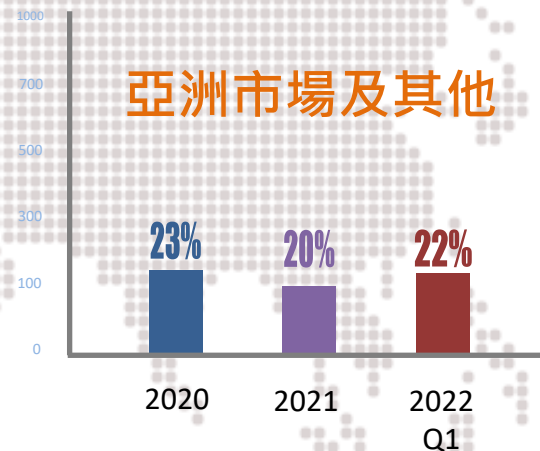
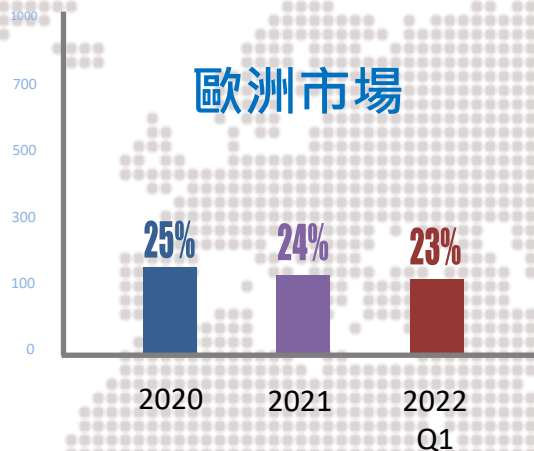
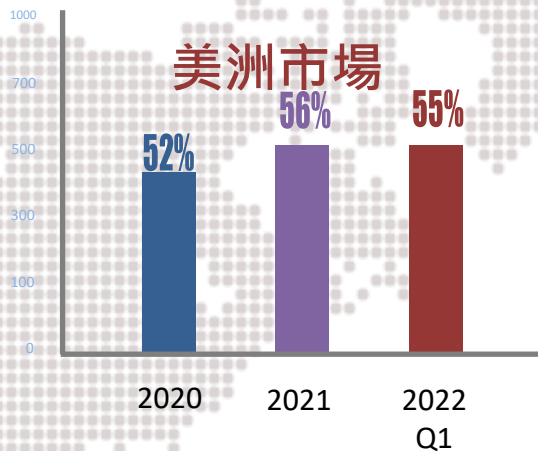
經營績效

各季營收及獲利狀況

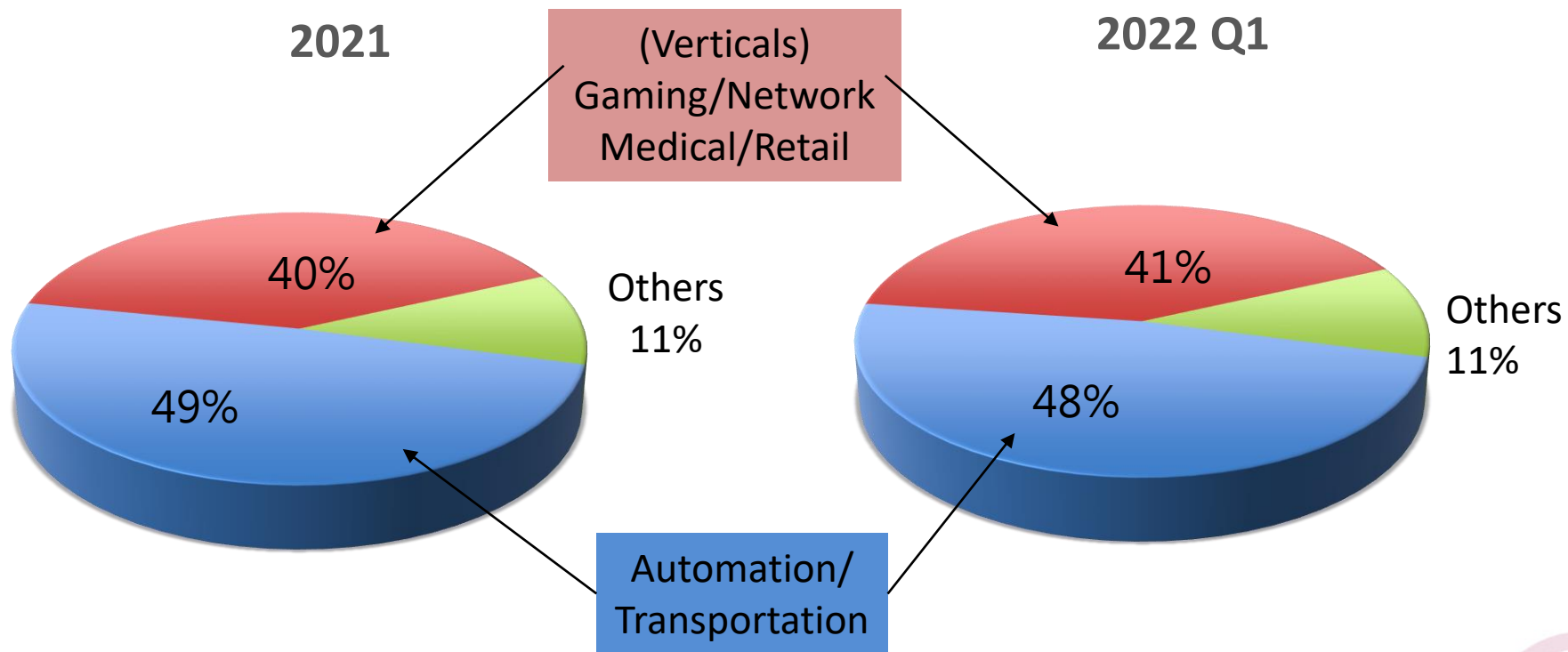


營業收入(百萬元)	1,047	956	1,034	958	1,141	1,388	1,211	1,270	1,109	1,196	1,173	1,260	1,124	1,125	1,149	1,204	969	1,101	1,547	1,452	1,485
毛利率	36.43%	33.13%	32.73%	33.79%	32.64%	31.73%	33.65%	35.08%	33.73%	37.57%	37.04%	34.55%	31.73%	36.10%	33.27%	33.67%	36.66%	34.13%	32.99%	31.64%	33.12%
淨利率	2.89%	7.91%	8.84%	4.54%	7.27%	7.93%	8.08%	9.13%	10.50%	14.25%	8.63%	5.73%	5.99%	9.81%	5.30%	5.64%	12.34%	4.17%	8.78%	6.18%	9.00%
營業費用率	29.39%	27.75%	22.15%	27.65%	21.88%	20.46%	23.26%	23.19%	25.12%	25.63%	24.94%	24.98%	25.99%	24.55%	24.42%	24.82%	29.59%	27.67%	21.35%	25.21%	22.56%
有效稅率	11.07%	7.48%	18.11%	18.03%	28.03%	44.28%	26.14%	27.59%	18.35%	20.97%	24.91%	30.00%	14.53%	31.12%	28.52%	22.98%	14.80%	35.57%	26.80%	8.54%	24.11%
基本每股盈餘	0.35	9.66	1.16	0.54	1.05	1.38	1.23	1.46	1.46	2.14	1.27	0.89	0.82	1.35	0.74	0.82	1.43	0.55	1.58	0.99	1.48

營收分析 - 地區別



營收分析 - 應用別





Thank You